



International Roundnet Federation Rules (Adopted 10/21/2022)

| | |
|---|-----------|
| Overview | 2 |
| Chapter 1: Equipment and Court | 3 |
| Chapter 2: Participants | 4 |
| Chapter 3: Playing Format | 5 |
| Chapter 4: Serving | 8 |
| Chapter 5: Playing the Ball | 14 |
| Chapter 6: Hinders | 17 |
| Chapter 7: Participant Conduct | 19 |
| Chapter 8: Making Calls and Settling Disagreements | 20 |
| Chapter 9: Observers and their Responsibilities | 21 |

Overview

Roundnet is a team sport played by two teams consisting of two players each. Opposing team members line up across from each other with the roundnet set in the center. A point begins when the server hits the ball off the net towards the opposing player. After the service, there are no sides or boundaries. The object of the game is to hit the ball off the net in such a way that the opposing team cannot successfully return it.

A team is allowed up to three touches to return the ball onto the net. Once the ball is played off the net, possession switches to the opposing team. The rally continues until a team is unable to legally return the ball. Players may move as they wish during a point, so long as they don't physically impede the opponent's play on the ball.

Chapter 1: Equipment and Court

1.1. Equipment

1.1.1. Regulation Equipment - IRF approved set and ball are to be used for official tournament play.

1.1.2. Set Contents and Dimensions - An approved set consists of 5 rims, 5 legs, and a net. The set has a diameter of 91.4 cm and a height of 20.3 cm.

1.1.3. Net Tension - The tension on the net should be consistent throughout. A ball dropped from a height of 1.5 m should bounce 50 cm from the net, measuring from the bottom of the ball (ball dropped from 5 feet should bounce 20 inches).

1.1.4 Ball Inflation - The ball should have a PSI between 0.3 and 0.5 and a circumference of approximately 30 cm (12 inches).

1.2. Court

1.2.1. Court Components - A roundnet court consists of the set, service lines, No Hit Zone line, and designated playing space.

1.2.2. Court Setup - A minimum of 10 x 10 m (33 x 33 feet) is recommended for each court, however, there are no out of bounds.

1.2.3. Serving Lines - When possible, a serving line circle should be drawn 2.6 meters (8.5 feet) from the center of the set. The distance from the edge of the set to the service line should be 2.13 meters (7 feet). Marks should be drawn at each of the four starting service positions. When indoors or unable to draw lines, tape may be placed at equal intervals around the set to outline a circle and service positions.

1.2.4. No Hit Zone Lines – When possible, a no hit zone line circle should be drawn 90 cm (3 feet) from the center of the set. When indoors or unable to draw lines, tape may be placed at equal intervals around the set to outline a circle. Additional marking of the No Hit Zone is allowed (for example a turf mat) as long as it is safe and does not interfere with gameplay.

Chapter 2: Participants

2.1. Team Composition - A team consists of 2 players.

2.2. Player Equipment / Clothing

2.2.1. Players may wear cleats, sneakers, or play barefoot at their own risk. Cleats with dangerous parts, such as metallic baseball cleats, track spikes, or worn or broken studs with sharp edges, are not allowed.

2.2.2. Players may wear glasses at their own risk.

2.2.3. Players may wear any soft clothing that does not endanger the safety of other players or provide unfair advantage.

2.2.4. Compression pads (ex: knee pads) may be worn for protection or support.

2.2.5. Players may not use clothing or equipment to unfairly inhibit or assist the movement of the ball or another player. For example, players are allowed to wear hats, but not allowed to throw their hats at the ball.

2.2.6. The tournament director reserves the right to refuse any player equipment or clothing that does not abide by these guidelines.

2.3. IRF reserves the right to alter a team name, team logo, jersey graphic, or uniform if it is inappropriate for the specific event or the organization as a whole.

Chapter 3: Playing Format

3.1. To Score a Point - Roundnet is played using rally scoring; points can be won by the serving or receiving team. A team scores a point when:

- 3.1.1. The opposing team fails to legally return the ball to the set.
- 3.1.2. The opposing team commits a point-loss infraction.
- 3.1.3. The opposing team's server has two successive faults.

3.2. Replay - A point is replayed when:

- 3.2.1. Teams disagree on the legality of a hit.
- 3.2.2. Teams disagree on an infraction.
- 3.2.3. Certain types of hinders occur, see Chapter 6 for details.
- 3.2.4. There is outside interference (ie a player, ball, or other object from outside a match impedes on the game).
- 3.2.5. If a point is replayed after a legal serve is hit, the game resumes at the same score, player positions, and serving order. The server will start on their first serve. If a point is replayed because the teams cannot agree on the legality of the serve, the game resumes at the same score, player positions, and serving order, and fault count.

3.3. Rally - A rally is a sequence of playing actions between the moment the serve is hit to the moment the ball is out of play.

- 3.3.1 If the serving team wins a rally, they score a point and continue to serve.
- 3.3.2 If the receiving team wins a rally, they score a point and must serve next.

3.4. To Win a Game - A game is won by the team that first scores the designated number of points (typically 15 or 21).

- 3.4.1. Games must be won by two points unless otherwise specified. In the case of a 14-14 or 20-20 tie, play is continued until a 2 point lead is achieved (17-15 or 27-25).
- 3.4.2. Hard cap - according to the tournament director's discretion, certain games can be given a hard cap, meaning if the score is tied at a given number, the next point wins. For example, in games with a hard cap at 25, if the score is 24 to 24, the game will be decided by the next point. Hard caps should be set before the games start.

3.5. To Win a Match - A match is won when a team wins the designated number of games (typically 2).

3.6. Forfeit - A team that is not able or refuses to play when summoned to do so may be subject to a forfeit loss at the tournament director's discretion.

3.7. Deciding Serve/Receive

- 3.7.1. One game –The winner of a coin flip or one game of Rock, Paper, Scissors (determined by TD) gets to choose serve/receive or starting positions.
- 3.7.2. Two game matches – In bracket play, the team with the higher seed gets to choose serve/receive, starting positions, or defer in game one. If the higher seed defers their choice, the lower seed gets to choose serve/receive or starting positions in game one. The choice of serve/receive or starting positions will switch in the second game.
- 3.7.3. Three-game matches – If the match goes to a third game, there will be a coin flip or one game of Rock, Paper, Scissors (determined by TD) and the winner is awarded the choice of serve/receive or pick the starting positions in the third game.

3.8. Positions

- 3.8.1. The four players start set up in four positions around the set, 90 degrees apart. Teammates are located next to each other. All players must start with all points of contact behind the service line (exception see 3.8.4).
- 3.8.2. The established positions should be used for the duration of the match. Typically the positions are parallel and perpendicular to the orientation of the field. The positions will be indicated by a line marking when possible.
- 3.8.3. At the start of a game, the serving team sets their positions first. The player set up on the right side is the one that will begin serving. Once the serving team is set, the receiving team positions their players.
- 3.8.4. The receiver is the player that is positioned 180 degrees across from the server. Once the server is set the receiver may adjust their position and is free to move anywhere without distance restrictions.
- 3.8.5. Only the designated receiver can field the serve.
- 3.8.6. The other two players may only move from their positions once the ball is hit by the server.
- 3.8.7. If the serving team wins the point, the server switches positions with their partner and serves to the other member of the opposing team.
- 3.8.8. After every 5 points players rotate one position counterclockwise to equalize conditions.
- 3.8.9. If a non-receiving or non-serving player takes a step before the ball is hit by the server, they lose the point. In the case where both non-receiving and non-serving player move before the ball is hit by the server, the team that moved first will lose the point. If the infractions happen simultaneously the point will be replayed.

3.9. Time-outs

- 3.9.1. 60-second timeouts - Teams are allotted one 60-second timeout per game. The time-out may not be called during a point. This time-out may not be called in between the 1st and 2nd serve. The teams may not leave the court area and should have refreshments or equipment stored near the court before the match.
- 3.9.2. Injury timeouts – An injured player is given a maximum of 5-minutes recovery, once per match. This time-out may be called whenever the injury occurs. See 3.13.1 for details.

3.10. Time Between Points - Points should be played in succession without breaks. After the rally has finished the ball should be recovered immediately. Once the ball has been recovered and given to the server, they must set their position, announce the score, and hit their serve. After calling the score and a momentary pause (max 2 seconds; see 4.5.1), the server has 5 seconds to hit the ball. Delaying these actions will result in a delay of game warning. After receiving a delay of game warning, any additional infractions will be considered a fault.

3.11. Time Between Games - Players will be given 3 minutes between games. Players should remain near their court. Failure to be ready to start after the break will result in a delay of game warning at 3 minutes. If players aren't set within the next minute, one point will be given to the opposing team. An additional point will be assessed for every minute teams are late.

3.12. Changing and Adjusting Equipment - In the case of a set or ball no longer being suitable for play, the game shall pause while a replacement is found. When replaced, the game resumes at the same score, player positions, and serving order and situation (ie 1st vs 2nd serve, # of timeouts remaining, penalties/warning still in effect, etc.) as before. If a net gets moved out of position or gets altered from its original state (ie a leg piece gets turned in, the net comes off a hook, etc.) it should be returned to its original position and state before players set for the next point. During a point players should play through natural movement of the equipment. However, if the equipment should become unplayable (net snaps, ball pops, etc.), the point should be stopped and replayed with any faults resetting.

3.13. Exceptional Interruptions

3.13.1. Injury - In the case of an injury, the game is stopped. Once the player begins to receive care (if provided), they have 5 minutes to return to play. If the player is not able to return to play before 5 minutes is up, the team must forfeit that game. If the player returns to play and is injured again, they must return to play in one minute or be subject to forfeit. Any further injury stoppage during the game that lasts more than 15 seconds between points will cause the injured player to forfeit.

3.13.2. External interference - In the case of an external interference preventing the game to be played, the game shall pause. When the game can be resumed, the game continues at the same score, player positions, and serving order and situation (ie 1st vs 2nd serve, # of timeouts remaining, penalties/warning still in effect, etc.) as before.

Chapter 4: Serving

4.1. First serve of the game - The winner of a coin flip or one game of Rock, Paper, Scissors (determined by TD) gets to choose serve/receive or starting positions. In bracket play, the higher seed can choose serve/receive, side or defer (see 3.7).

4.2. Serving order

4.2.1. The initial serving team decides which player from their team will start as the server. The server will start to the right of their partner. That player continues to serve until the receiving team wins a point.

4.2.2. Once the receiving team wins a point, they get the service possession and the player on the left side will start serving for their team. From there on, service alternates between teammates after each change of service possession. This four person order continues the rest of the game.

4.2.2.1. The starting positions are to help ensure all players are in the correct positions and the score is accurate. When a team's score is even, the server will be to the right of their partner. When a team's score is odd the server will be to the left of their partner. Whenever a game starts the serving team's score is 0 so serving starts from the right. The service possession switches once the opposing team scores a point. They now have 1 and thus start serving from the left.

4.2.3. Order in a New Game - The process stated in 4.2.1 and 4.2.2 occurs each game so the serving order does not need to stay the same for multiple games.

4.3. Serving Position - If the serving team wins the point, the server switches positions with their partner and serves to the other member of the opposing team.

4.4 Characteristics of the serve

4.4.1. Before serving, the server must set their position with all points of contact behind the 7-foot service line.

4.4.2. After setting the service position and during the act of serving – including the swing, the follow-through, and the momentum from the action – all points of contact must remain behind the service line.

4.4.3. At least one foot must maintain a single point of contact with the ground until the ball hits the net.

4.4.4. The server may take one step in any direction. This action establishes the pivot foot. Once the non-pivot foot touches the ground, that foot must also maintain one point of contact.

4.4.5. The ball must travel at least 10 cm (4 inches) away from the point of release before it is struck. Note: the spirit of this rule is to make sure that the receiving team can tell that the ball has been released and can see that it has been legally struck. If neither of these aspects are in question then the toss is aligned with the intention of the rule.

4.4.6. Serves must be struck. The ball cannot be caught or thrown.

- 4.4.7. Serves may be struck with any amount of force; short serves are allowed.
- 4.4.8. Serves may not be higher than a receiver's shoulder when in an athletic stance. (See 4.5.1.2 and 4.6.8) There is no limit to the angle at which serves can be hit.

4.5 Execution of the service

4.5.1. The server must set their feet centered over their correct position (see 3.8.2). Before starting their serving motion, the server then calls the score to the receiver, placing the serving team's score before the receiving team's score and pausing momentarily (max 2 seconds) to ensure the receiver is ready and the score is agreed upon. The receiver may move from their position once the server has set up.

4.5.1.1. The serving motion begins at the first movement after calling the score.

4.5.1.2. If the server does not call the score, calls the wrong score, or calls the score while in the act of serving, the receiving team can call for a replay of the point before their second touch. Note – the spirit of the rule is to make sure the other team is ready and to settle any score discrepancies before points begin. Don't be a jerk.

4.5.1.3. A receiver's athletic stance establishes the serving zone. An athletic stance is defined by slightly bent knees, feet slightly wider than shoulder distance apart, and chest positioned over feet.

4.5.2. If the server commits a Service Fault (see 4.6) the serving team has one more attempt to hit a legal serve.

4.5.2.1. If the server commits a service fault, either player on the receiving team has until the ball is hit for a second time, there is a change of possession, or immediately (i.e. within ~3 seconds) after a dead ball to call "fault." The server is then allocated a second serve. If a second "fault" is called, the receiving team is awarded a point.

4.5.2.1.1. If a fault occurs and then an infraction by the receiving team occurs before the ball is hit for a second time or there is a change of possession, the fault takes precedence over the infraction.

4.5.2.2. The receiving team may choose to play through a fault that is not actively called by an observer. However, players may never play through 4.6.10 – 4.6.13. Unless a call is made by a player or observer, the play is live. The receiving team is not required to say anything if they choose to play through a fault.

4.6. Service faults

4.6.1. The ball is struck before traveling 10 cm (4 inches) away from the point of release.

4.6.2. After setting the service position or during the act of serving – including the swing, the follow-through, and the momentum from the action – the server makes contact on or within the service line. This includes contacting a player who is on or within the service line.

4.6.2.1. It is a fault even if the ball is declared dead before the server makes contact on or within the service line.

4.6.2.2. The server may only make contact within the service line after demonstrating the momentum from the action has stopped and reestablishing bodily control.

4.6.3. The ball is caught. See 5.3.2.

4.6.4. The server does not maintain one point of contact with their pivot foot until the ball hits the net.

4.6.5. After taking a step, the server does not maintain one point of contact with their non-pivot foot until the ball hits the net.

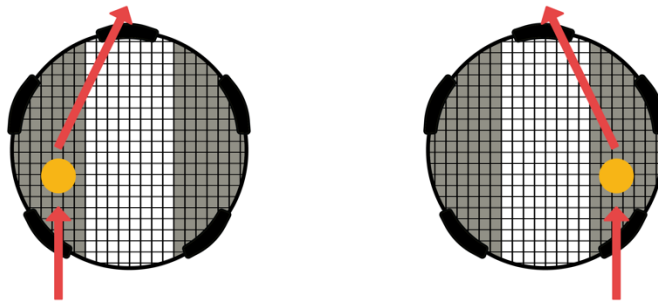
4.6.6. The ball hits the rim or legs directly.

4.6.7. Side Pockets

4.6.7.1. Side Pocket – after hitting a side section of the net, the ball’s horizontal trajectory changes towards the opposite side.

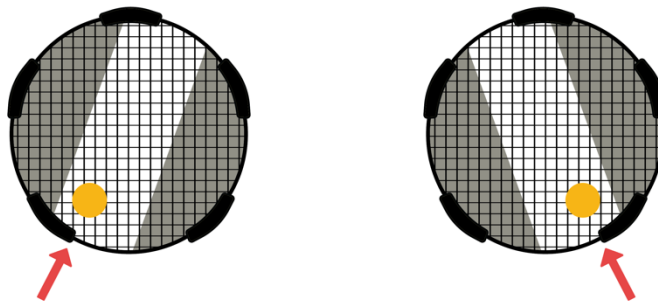
4.6.7.1.1. A ball hitting within the left third of the net and moving right or a ball hitting within the right third of the net and moving left is a pocket.

Side Pocket

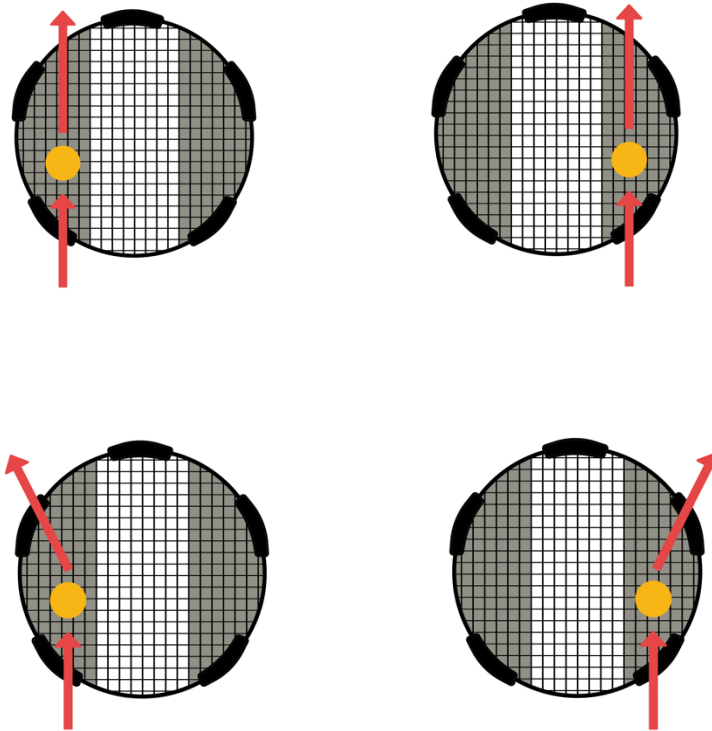


4.6.7.1.2. Left or right side of the net is determined relative to a center line parallel to the ball’s horizontal entry angle.

Relative Sides



4.6.7.1.3. A ball hitting within the side pocket area and not moving the opposite direction is legal.



4.6.8 After hitting the back third of the net, the ball does not move forward. Every part of the ball must land beyond the farthest point of the set relative to the ball's horizontal angle of entry.

4.6.8.1. A ball that exits the back third of the net and moves sideways is legal so long as it never contacts the side sections of the net.

4.6.9. Every part of the ball is over the highest point of the receiver's shoulders when they contact the ball or when the ball passes them. If, in the act of receiving, the receiver lowers their shoulders, the shoulder height will be judged off their prior athletic stance. If, in the act of receiving, the receiver raises their shoulders, the shoulder height will be judged off their new position.

4.6.10. The ball misses the set entirely.

4.6.11. The ball contacts the set (legs, rims, net) multiple times.

4.6.12. After the ball is served, the first contact is by a player on the serving team (i.e. a player hits their partner with the serve).

4.6.13. The ball is released and not struck. Once the ball is released, dropping, catching or swinging at and missing a toss all count as a fault.

4.6.14. There is a timing violation. See 3.10.

Chapter 5: Playing the Ball

5.1. In Play - The ball is in play from the moment the server strikes it until one of the following occur:

- 5.1.1. A serving fault occurs and/or is called by the receiving team or an observer.
- 5.1.2. An infraction occurs and/or is called by any team or an observer.

5.2. Hitting the ball

- 5.2.1. A hit is any contact with the ball by a player.
- 5.2.2. A team is entitled to a maximum of 3 hits alternating between players for returning the ball to the set. If more are used, the team commits the infraction of "Four hits" and loses the point.
- 5.2.3 Consecutive Contacts - A player may not hit the ball twice consecutively. Exception see rule 5.3.5. and 5.3.6.
- 5.2.4 Simultaneous Contacts - If teammates touch the ball simultaneously it is counted as two hits. Either teammate may take the next hit provided they have not already used all three hits.

5.3. Characteristics of the hit

- 5.3.1. The ball may touch any part of the body.
- 5.3.2. The ball must not be caught and/or thrown. It can rebound in any direction.
 - 5.3.2.1. Common examples of violations include but are not limited to: 1) a player diving for a ball beyond their reach and cradling it over their shoulder versus cleanly striking the ball, 2) a player getting beat wide on a serve and hooking their fingers around the ball to redirect its exit angle, 3) a player fielding a drop shot and lifting the ball versus hitting it, 4) the ball getting stuck in a player's hand (or elsewhere on their body) versus cleanly rebounding off the player.
- 5.3.3. Players may not hit the ball with two hands. Exception see rules 5.3.4 and 5.3.5.
- 5.3.4. At the first hit of the team on a possession, the ball may touch various parts of the body, provided that the contacts take place simultaneously.
- 5.3.5. At the first hit of the team on a possession, the ball may contact various parts of the body consecutively, provided that the contacts occur during one action. A player may have consecutive contacts on the same hand (i.e palms to finger) as long as it does not result in a catch and/or throw. These consecutive contacts count as one hit.
- 5.3.6 At the first hit of the team on a possession, a player may hit the ball once more consecutively, if their first hit occurs before the ball begins a downward trajectory. This action will be counted as a second hit.
 - 5.3.6.1. Consecutive contacts as described in 5.3.6 are not allowed on serve receive.
 - 5.3.6.2. Consecutive contacts as described in 5.3.6 cannot result in an immediate hit on the net.

5.4. Infractions in Playing the Ball

5.4.1. Four hits - A team hits the ball more than three times before returning it to the set.

5.4.2. Non-rebound - The ball is caught or carried.

5.4.3. Two-handed hit – A player hits the ball with both hands simultaneously. Exception see rule 5.3.4.

5.4.4. Double-contact - A player hits the ball twice in succession or the ball contacts various parts of his/her body in succession. Exception see rule 5.3.5.

5.5. Hits on the net

5.5.1. Illegal hits on the net - When the ball is returned to the set, the return results in a loss of point for the hitting team if:

5.5.1.1. The ball contacts any part of the ground.

5.5.1.2. The ball's initial contact with the set hits the rim, legs or underside of the net directly.

5.5.1.3. The ball bounces multiple times on the net or bounces on the net then hits the set on the way down.

5.5.1.4. The ball never exits the net.

5.5.2 Pocket - During a rally, any shot that changes the trajectory of the ball due to the ball's proximity to the rim, without contacting the rim (i.e. pocket) is legal. See rule 4.6.7 for pockets on a serve.

5.5.3 Roll-up - A shot where the ball lands completely on the netting, and subsequently rolls into the rim and then off the net (i.e. roll-up) is legal.

5.5.4. Change of Possession

5.5.4.1. Possession changes once the ball comes off of the netting. Neither team may contact the ball while it is in contact with the net.

5.5.5. Other hitting violations. All result in loss of point.

5.5.5.1. A defensive player attempts to play the ball out of turn.

5.5.5.2. An offensive player hits a shot off the net which subsequently hits themselves or their teammate.

5.5.5.3. A player is in contact with the ball while the ball is in contact with the net.

5.6. No Hit Zone

5.6.1. The 90 cm (3 feet) area from the center of the net is the No Hit Zone. The final hit of all possessions must be initiated outside of this area.

5.6.2. It is a loss of point for the hitting team if on the final hit of the possession the hitting player makes contact on or within the No Hit Zone while in the act of hitting. This includes contacting a player who is on or within the No Hit Zone. (i.e. the hitter may not use another player inside the No Hit Zone to reestablish their bodily control.)

5.6.2.1. The act of hitting includes the swing, the follow-through, and the momentum from the action.

5.6.2.2. It is a loss of point if the player's momentum causes the player to contact anything within the No Hit Zone, including another player.

5.6.2.3. It is a loss of point even if the ball is declared dead before the player makes contact within the No Hit Zone.

5.6.2.4. The hitter may only make contact within the No Hit Zone after demonstrating the momentum from the action has stopped and reestablishing bodily control.

5.6.2.5. If equipment inadvertently falls off a player's body and lands in the No Hit Zone, it is not a violation. For example a hat falls off and lands in the No Hit Zone.

5.6.3. If a player has touched the No Hit Zone for any reason, that player cannot make the final hit of a possession until both feet have made contact with the playing surface completely outside the No Hit Zone.

5.6.4. A player may enter the No Hit Zone at any time except when that player is making the final hit of a possession.

5.7. Contact with the Set - Contact with the set by a player (rims, legs, or netting) during a rally results in a "Set Contact" infraction for the offending player and is a loss of point for that team. This includes contact from equipment that has fallen off a player.

5.7.1. If natural movement of the equipment pushes the set into a player, the set contact is not considered a violation and the point should be played out.

Chapter 6: Hinders

6.1. The players whose turn it is to play the ball are entitled to freedom from interference by the opponents.

6.1.1. The order in which players can legally contact the ball determines who has the right of way. A player that can legally contact the ball before another player has the right of way.

6.2. To avoid interference players that are not playing the ball must make every effort to provide the other players with:

6.2.1. Unobstructed direct access to the ball after completion of a reasonable follow-through;

6.2.2. Freedom to hit the ball with a reasonable swing;

6.2.2.1. To ensure player safety, when a hitter is within their arm's reach of the net, any defensive attempt (foot, hand, knee, etc.) within the imaginary cylinder rising from the rim will result in a point for the hitting team. The opposing team may enter the cylinder to play the ball after the hitter's follow through is complete.

6.2.2.2. A player's excessive swing can contribute to interference for the opponent when it becomes the latter's turn to play the ball.

6.3. A hinder occurs if the opponent fails to fulfill any of the requirements of 6.2.1 or 6.2.2, even if the opponent makes every effort to fulfill those requirements.

6.4. A player encountering a possible hinder has the choice of continuing to play or of stopping play.

6.4.1. A player seeking a replay or point should stop play immediately and say "Hinder."

6.5. A replay or point shall not be allowed if:

6.5.1. There was no interference or the interference was so minimal that the player's freedom to get to and play the ball were not affected;

6.5.2. Interference occurred but either the player would not have made a good touch or the player has not made every effort to get to and play the ball;

6.5.2.1. The player making every effort to get to the ball (short of dangerous physical contact) is a significant factor in determining if they would have made a good touch. In any questionable situation player safety should be the number one priority.

6.5.3. The player moved past the point of interference and played on;

6.5.4. The player created the interference in moving to the ball.

6.5.4.1. This occurs when the opponent clearly provides a direct access but the player take an indirect route. This is different from a situation in which a player, in attempting to recover from a position of disadvantage, does not have direct access to the ball. In this situation the player anticipates the opponent hitting the ball one way, starts moving that way, but having guessed wrongly, changes direction to find the opponent in the way. If the player sufficiently demonstrates that they would have had a good touch then 6.6 - 6.7 will determine the outcome of the hinder.

6.6. The hindered team will receive a point if there was interference, which the opponent did not make every effort to avoid, and the player would have had a good touch.

6.7. The hindered team will get a replay if there was interference, which the opponent made every effort to avoid, and the player would have had a good touch.

6.7.1. Any faults reset.

Chapter 7: Participant Conduct

7.1. Sportsmanlike Conduct

7.1.1. Participants must know the Official IRF rules and abide by them.

7.1.2. Participants must play with integrity. The responsibility of fair play is first and foremost on the players. If a participant knows that they committed any sort of violation, it is their obligation to call it.

7.1.3. Participants must accept observers' decisions with sportsmanlike conduct, without disputing them. In case of doubt or confusion, clarification may be requested.

7.1.4. Participants must refrain from actions or attitudes aimed at influencing the decisions of the observers.

7.1.5. Participants must abide by timing regulations. See delay of game in 3.10 and 3.11.

7.2. Fair Play - Participants must behave respectfully and courteously in the spirit of fair play, not only towards the observers, but to opponents, partners, spectators, or tournament personnel.

7.3. Misconduct - Inappropriate conduct by a player towards observers, opponents, partners, spectators, or tournament personnel is classified in three categories according to the seriousness of the offence.

7.3.1. Rude conduct - Action contrary to good manner or moral principles.

7.3.2. Offensive conduct - Defamatory or insulting words or gestures or any action expressing contempt.

7.3.3. Aggression - Actual physical attack or aggressive or threatening behavior.

7.4. Misconduct Sanction Scale

7.4.1. Warning - The first rude conduct of the match by a player is sanctioned with a warning by the observer or tournament director.

7.4.2. Penalty - The second rude conduct of the same match by the same player is penalized with a point awarded by the observer or tournament director. The first offensive conduct of the match by a player is penalized with a point awarded by the observer or tournament director.

7.4.3. Disqualification - The third rude conduct of the same match by the same player is sanctioned by tournament disqualification by the observer or tournament director. The second offensive conduct of the match by a player is sanctioned by tournament disqualification by the observer or tournament director. The first physical attack or implied or threatened aggression is sanctioned by tournament disqualification by the observer or tournament director.

7.5. Misconduct before and between games/matches - Any misconduct occurring before, between, or after games/matches are sanctioned according to rule 7.4 and sanctions apply in the following games. If not observed by a tournament official, this misconduct should be

reported to the tournament director. Once a player receives a penalty, they will no longer get warnings in subsequent matches for that event. Sanctions will start at the penalty level.

Chapter 8: Making Calls and Settling Disagreements

8.1. Calling Service Faults - see 4.5.2.1.

8.2. Hitting and Play Infractions - Hitting infractions (like a direct rim hit) or play infractions (like contact with the set) must be called immediately after occurrence by saying "violation" and stopping play.

8.3. Calling Hinder - Hinders must be called immediately after occurrence by saying "hinder" or "violation" and stopping play.

8.4. Disagreements - If teams cannot determine the legality of a hit, serve, or call (when observers are not present), they must replay the point. Teammates do not have to agree with each other for that team to issue a disagreement. If three players think one thing and the fourth player still disagrees after discussion this merits replaying the point.

Chapter 9: Observers and their Responsibilities

The observer's job is to facilitate roundnet matches by settling disputes, ensuring adherence to rules, and promoting sportsmanship. While the observers are responsible for making a number of active calls, the responsibility for fair play and sportsmanship remains on the players.

9.1. Active calls - When an observer sees any of the following infractions take place they are obligated to stop play and take the proper course of action:

9.1.1. Foot faults (See 4.6.4. – 4.6.5)

9.1.2. Service line violations (4.6.2)

9.1.3. Illegal service toss

9.1.4. No Hit Zone violations

9.1.5. Illegal net contact

9.1.6. Illegal ball contact

9.1.7. Incorrect rotation, serving order, or positioning violations (3.8.9 and 4.5.1)

9.1.8. Incorrect score

9.1.9. Timing violations (time in between games and points, timeouts)

9.1.10. Player misconduct

9.1.11. Players are allowed to make active calls that they feel the observer missed. If the observer disagrees, they will lose the point. This stipulation is in place to encourage spirited and sportsmanlike games. Players can even make active calls against themselves.

9.2. Passive calls - Passive calls are calls made by players. If players cannot come to an agreement about a call, they can go to the observer for a decision. Once a call goes to the observer, the observer's decision is final. If the observer is unable to make a definitive call, the point will be replayed. **NOTE:** For all non-active calls, players should always try to settle the matter among themselves before going to the observer. The observer should never add their input on a passive call until the players ask for the observer's perspective.

9.3. Non-calls - If teams continue play after a possible infraction, they cannot ask for an observer to make a decision.

9.4. One Observer - When using one observer, the observer should position themselves to the side of the server with a clear view of potential foot faults or encroachment infractions.

9.5. Two Observers - When using two observers, they should position themselves opposite of each other. The observer positioned to the side of the server is primarily focused on watching for foot faults or illegal toss violations. The observer positioned to the side of the receiver is primarily focused on watching for pockets and height violations.

9.6. Three Observers - When using three observers, one will line up to the side of the server. This observer's primary job is to watch for foot faults. The second will line up to the side of and behind the receiver. This observer's primary job is to watch for pockets and height violations. The third will line up on the server's other side to get a clear view of illegal tosses.

9.7. Four Observers - When using four observers, one will line up to the side of the server. This observer's primary job is to watch for foot faults. The second will line up to the side of and behind the receiver. This observer's primary job is to watch for pockets and height violations. The third will line up on the server's other side to get a clear view of illegal tosses. The fourth will line up on the other side of the receiver.

9.8. Head Observer - When there are multiple observers being used, before the match starts one of the observers should be chosen to be the head observer. The head observer should be the person with the most experience. The head observer helps make final decisions on calls and is responsible for enforcing player misconduct penalties.

9.9. Making Calls

9.9.1. Calls are not made by majority rule. The observer with the best perspective should make the call. When asked for a decision observers should huddle up and determine who had the best perspective. Whoever has the best perspective should be making the call.

9.9.2. When players disagree observers should prepare to make a decision. They can do this quickly by communicating with hand signals without the need to huddle up. However, observers should not communicate until players ask for an observer's decision. For example, if a serve's legality is questioned, the observer behind the receiver (who probably has best perspective) should use hand signals to check with the other observer. If the other observer(s) do not disagree they can then make the call without need for huddling. If the other observers disagree then they should huddle up to discuss.

9.9.3. Even without knowing who has the best perspective, observers can still make hand signals corresponding to a call to see if they agree without the need to huddle up. If they all agree, the head observer should make the call once players ask them for a ruling.

9.9.4. If observers are not in agreement (after communicating with hand signals), they should group up to determine who had the best perspective and discuss what occurred. Whoever has the best perspective should make the call.

9.9.5. If there is a disagreement between observers with an equally good perspective, the head observer's decision will be final.

9.9.6. If a majority of observers agree, but the head observer disagrees and they all have equally good perspectives, it is ultimately the head observer's decision.

9.9.7. If none of the observers have a good perspective on the play in question they can call for a replay of the point.

(Note: In an effort to make calls faster, if players are paused to discuss the outcome/legality of a play, observers should be communicating and be ready to make a call once the players come to them.)

9.10. Hand signals may be used by observers to indicate calls to both players and spectators. See hand signals below:



Infraction



Clean



Pocket



Rim



High Serve



7-Foot Violation



Toss Violation



Catch/Throw



Hinder

9.11. Examples

9.11.1. In the middle of a point, two players from opposite teams run into each other. After the collision, Team A is unable to get the ball back on the net. Team A calls a hinder on Team B. Team B does not believe a hinder occurred. Team B asks for the observer's decision. If the observer calls a hinder, the point is replayed. If the observer declares a hinder did not occur, Team B is awarded the point.

9.11.2. A first serve flies through the hand of a player on Team A. Team A calls the serve too high. Team B does not believe the serve was too high. Team B asks for the observer's decision. If the observer calls the serve too high, then Team B will have one fault and gets a second service attempt. If the observer calls the serve legal, Team B is awarded the point.

9.11.3. Team A thinks that Team B might have hit the rim on a shot. They play out the point and Team A ends up losing the point. Team A says they should replay the point because of the possible rim shot. Team B disputes the fact that it hit the rim. Team A asks for the observer's decision. The observer states that they cannot make a decision because the infraction occurred mid-point. Team B is awarded the point.